




WA ASSETT

THE BATHROOM RENOVATORS



BATHROOM GUIDE



CONTENTS

The Renovation Journey	2
Maximising Space	3
Make a Statement With Your Selections	6
Small Bathroom Secrets	7
Designing Your Bathroom for Accessibility	10
Storage Solutions	11
Budgeting	13
Choosing Your Renovator	16



THE RENOVATION JOURNEY

At the beginning, your renovation journey can be quite overwhelming. You may find yourself asking: Where do I start? What is the best design for my bathroom? Can I afford it?

That's where we come in. We replace the stress and unanswered questions with solutions and anticipation for a completed fresh renovated room! From the moment you book an obligation free, in-home design consultation with us, your vision starts to become a reality. You will be allocated a personal design consultant that will come to your home at a time that suits you to measure the space and walk you through some ideas. Once you accept the estimate, we will lock in the next available start date that suits you. We will then book in each of our trades, so you can sit back and relax while we handle the rest.

From sourcing your tiles, fixtures and fittings to scheduling our tradesmen, to keeping you informed all the way through, we take care of all aspects of the transformation process to make sure your renovation experience is as smooth as possible.

We are transparent through all stages of the renovation journey so you know exactly how your bathroom is progressing every step of the way. Our aim is to make sure you are happy with EVERY aspect before taking the next step.



MEASURE &
ESTIMATE



SELECTIONS &
DRAWINGS



CONTRACTS &
SCHEDULING



SITE
DEMOLITION



BUILDING WORKS/
CARPENTRY



PLUMBING/
ELECTRICIAN



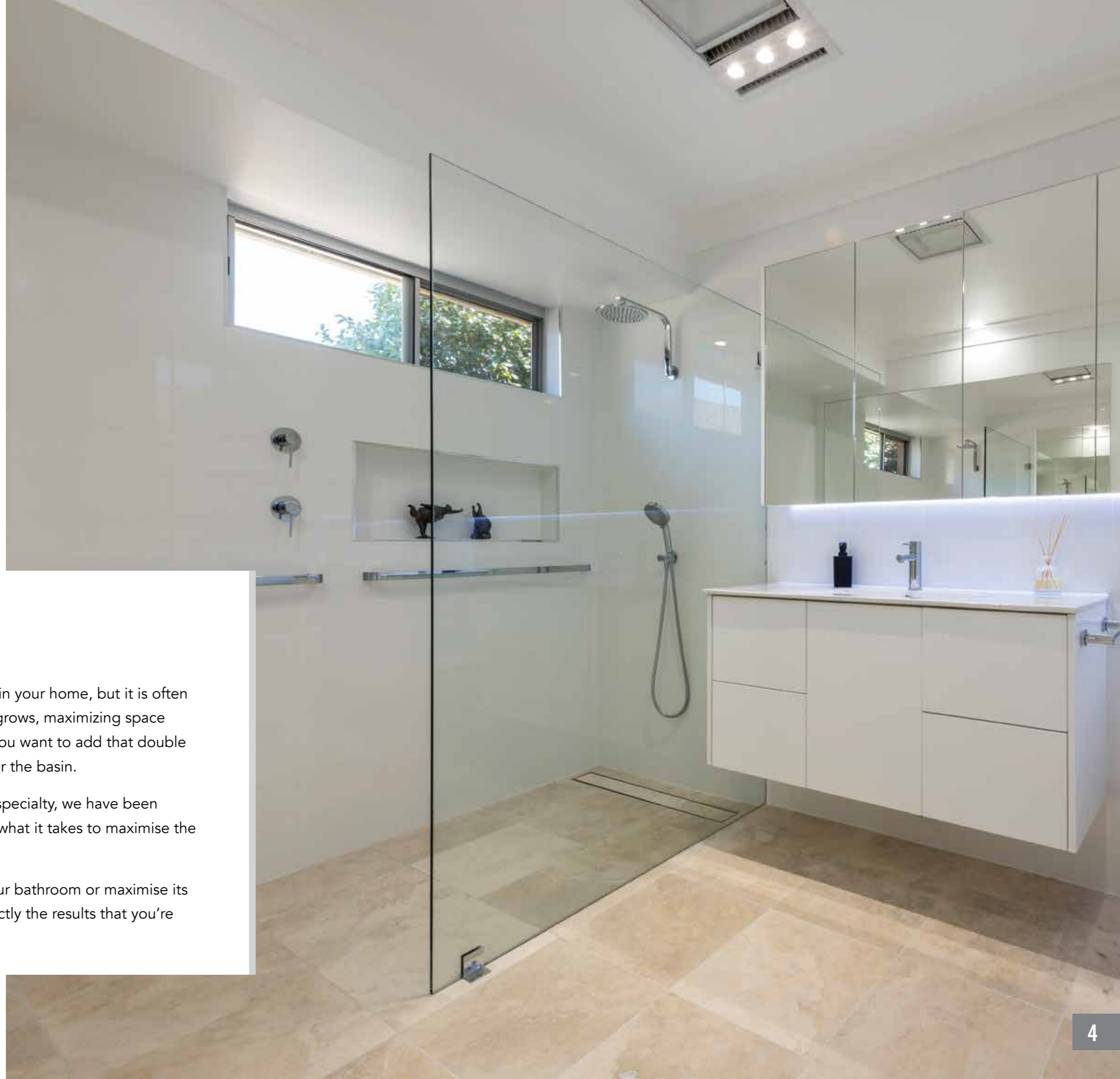
TILING



BATHROOM SELECTION
INSTALLATION



PROJECT COMPLETION/
HANDOVER

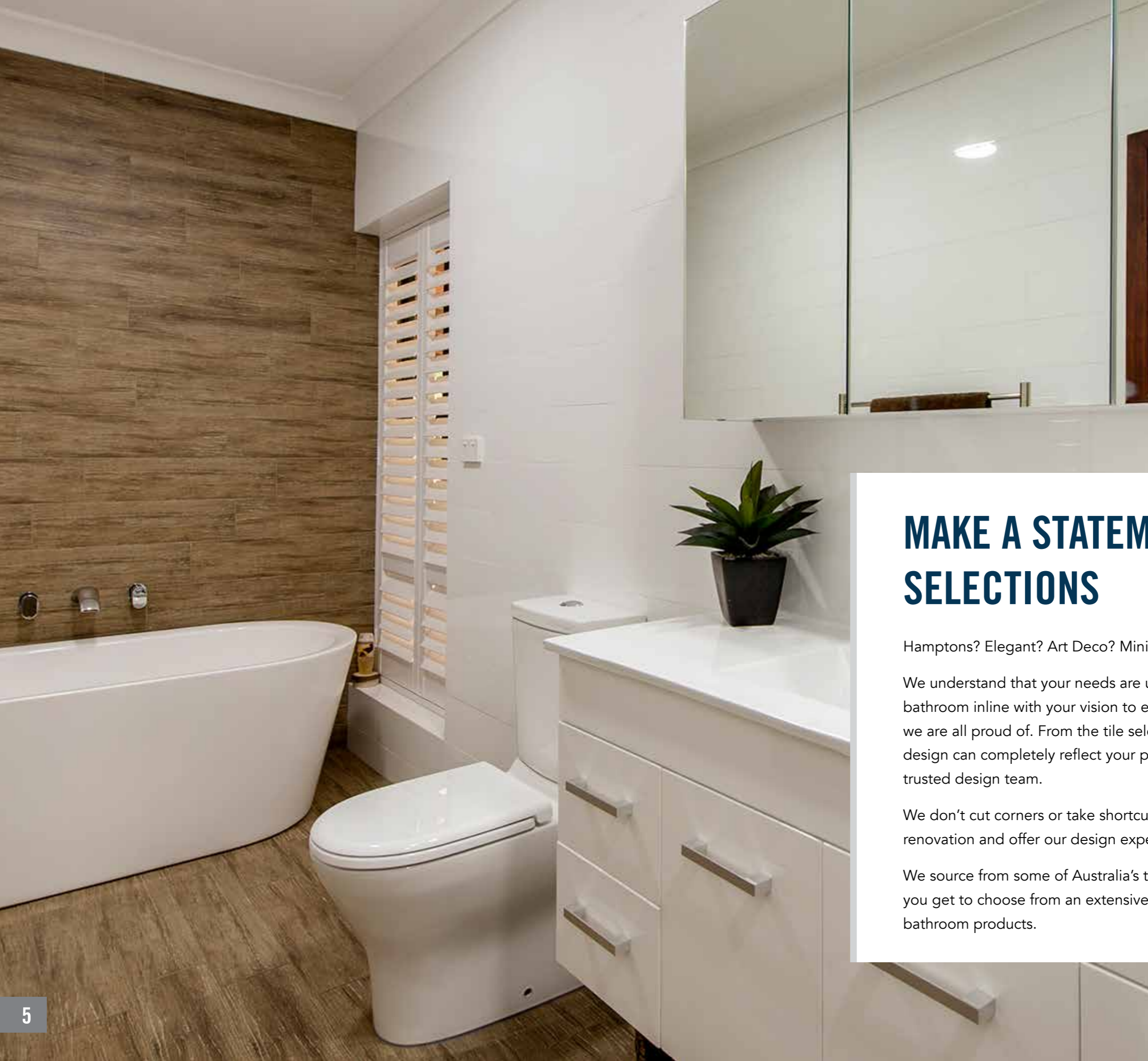


MAXIMISING SPACE

Your bathroom may be one of the smallest spaces in your home, but it is often one of your home's biggest assets. As your family grows, maximizing space becomes more of a need than a want or perhaps you want to add that double vanity to say goodbye to the morning struggle over the basin.

Making the most out of the space you have is our specialty, we have been renovating bathrooms for over 20 years and know what it takes to maximise the space you have for a smart design.

Whether you simply want to update the look of your bathroom or maximise its space, our experienced team will help you get exactly the results that you're looking for.



MAKE A STATEMENT WITH YOUR SELECTIONS

Hamptons? Elegant? Art Deco? Minimalist?

We understand that your needs are unique, which is why we custom design your bathroom inline with your vision to ensure that the end product is something we are all proud of. From the tile selection to the tapware and wall colour, your design can completely reflect your personal style, with a little help from our trusted design team.

We don't cut corners or take shortcuts when it comes to your bathroom renovation and offer our design expertise throughout the process.

We source from some of Australia's top bathroom product suppliers meaning you get to choose from an extensive range of the latest and greatest in bathroom products.

SMALL BATHROOM SECRETS

Small bathroom renovations can be quite a challenge, but when done right, they can totally transform your space into a functional, spacious bathroom (yes, we said spacious).

We've been in the business for over 20 years and haven't met a bathroom we couldn't transform into a better space.

Here's a few design secrets that help maximise your space.

- **Stock up on storage:** Adding storage to your small bathroom is key to maximising space. This will allow you to place all the essentials in your bathroom without creating clutter or taking up precious space on top of benches. We find creative ways of adding storage, so your bathroom design still looks sleek, like adding storage behind a recessed mirrored cabinet or creating a nib wall with a recess to store shower products.
- **Go sleek and slim:** Regular-sized basins and toilets could easily make your bathroom look and feel cramped. You can avoid this by opting for more compact versions, giving you more room for storage and movement. Going too small will naturally feel uncomfortable, so we usually opt for the so-called "Goldilocks zone" where you find the middle ground between something that's big enough to accommodate you and small enough that it won't take up too much space.
- **Create the illusion of space:** You've probably heard about how placing mirrors in small rooms can make it look bigger. That also applies to bathrooms, strategically placed mirrors can really open up a space. Glass shower screens are not just a modern trend, but they also really add much needed visual space to a small bathroom. Introducing a floating vanity allows you to see more floor space, which gives the illusion of more floor space. Creating a recess in an external wall allows for more space in shower for products. Lastly the creative use of tile colours give the illusion of a larger area.

These are just some of our secrets for transforming your small, cramped bathroom into a spacious oasis.





DESIGNING YOUR BATHROOM FOR ACCESSIBILITY

When designing an accessible bathroom, we find the perfect balance between functionality and stylish design. During our in-home design consultations, we listen to your exact needs, and work with you to create a design tailored to your specific requirements. We keep up to date with the latest trends and regulations to ensure the end product is a space that not only looks incredible, but also suits your lifestyle and needs for years to come, all the while adding the value to your home.

Our consultants are fully trained in the specialised area of accessible living. We can provide expert advice on overcoming design and functionality issues, allowing you to maintain independence and prepare you for the future and your long-term lifestyle needs. Some of the features that make a bathroom more accessible include:

- Frameless and hob-less open access showers
- Fitting of handrails and easy height toilets
- Easy access to basins and vanities for wheelchair users
- Easy to use tap fittings and door handles
- Circulation space for the user and often their carer
- Widening or relocation of doorways for wheelchair access
- Ample turning area for wheelchairs
- Non-slip floors

STORAGE SOLUTIONS

Do you find yourself stuffing things into drawers and cupboards to keep them out of sight? Storage is a key inclusion for smart design and if you're struggling to find storage, it's time for an upgrade.

Maximising the space in your bathroom comes down to smart design. Don't let that dead space above your toilet be wasted; it is the perfect place for an extra set of cupboards or shelves. That unused linen cupboard next to your bathroom can be transformed into an extra powder room that frees up traffic and creates a more private toilet for you and your guests. It's important to recognise these opportunities and include them into your design.





BUDGETING

Ah yes, money – the elephant in the room when talking all things ‘renovation’.

It is a common misconception that a tight budget means sacrificing style and statement. With over 20 years experience, we know a thing or two about making a little bit of money go a long, long way!

Establishing your budget early on allows us to create guidelines and identify all the areas you can save with your renovation. You would be surprised by how simple, minimalistic design can make a big impact to help your dollar go a lot further!



CHOOSING YOUR RENOVATOR

So, you've decided that you want to renovate your bathroom, but aren't sure which company to go through the renovation journey with.

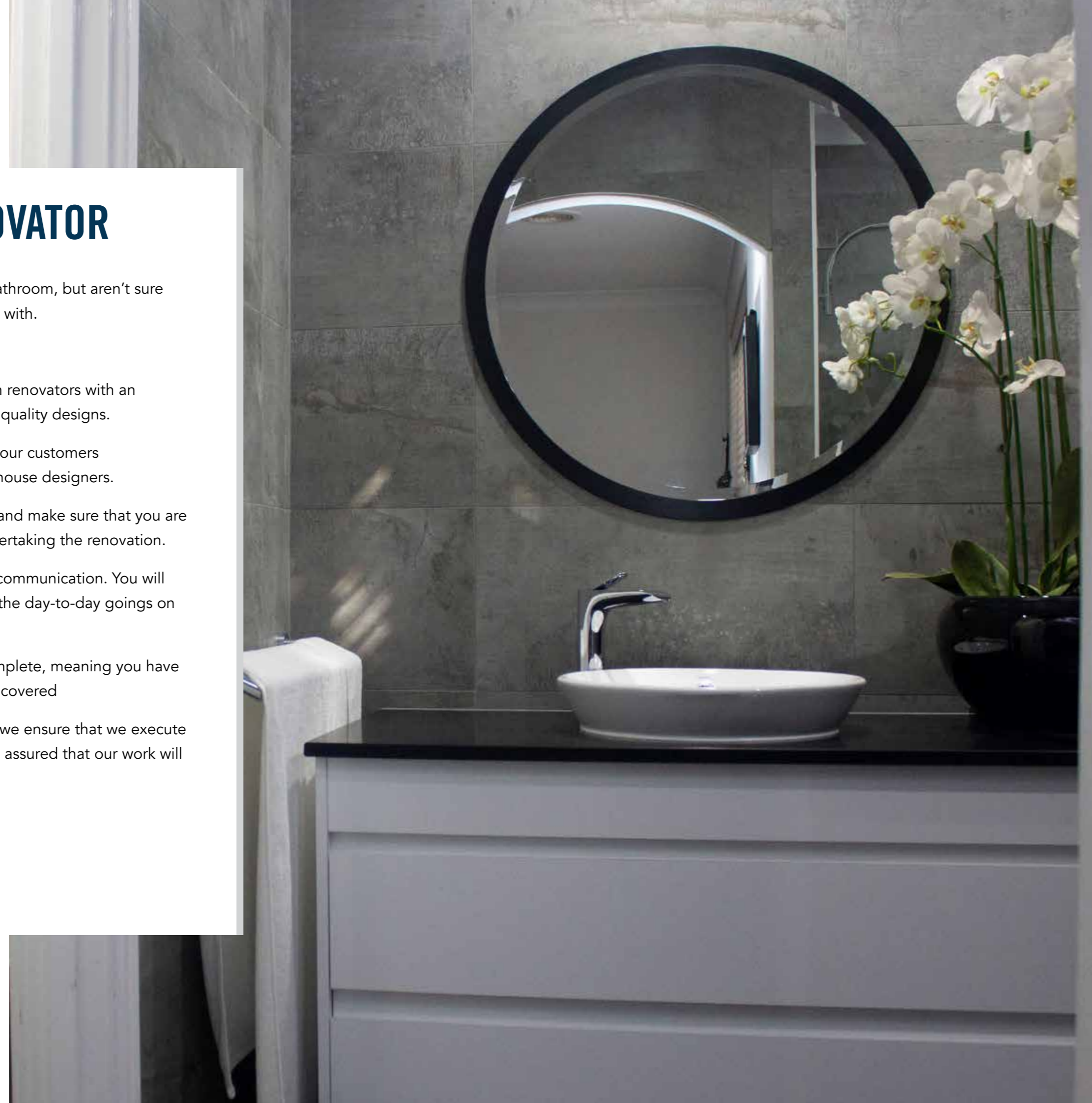
Here's a few reasons why our clients choose us.

- We are one of Perth's most experienced bathroom renovators with an established reputation and proven track record of quality designs.
- We make the renovation process easy by offering our customers an obligation free consultation with one of our in house designers.
- From the first step with us, we keep you involved and make sure that you are happy with every single design aspect before undertaking the renovation.
- We understand the importance of timeliness and communication. You will be provided with a Project Manager so you know the day-to-day goings on of your renovation.
- We offer a seal of satisfaction on every job we complete, meaning you have the peace of mind knowing that your bathroom is covered

From traditional to contemporary bathroom designs, we ensure that we execute renovations with unrivalled craftsmanship. You can be assured that our work will remain beautiful and functional in the years to come.



MEMBER
you're in good hands





WA ASSETT

THE BATHROOM RENOVATORS

Call us directly on 9473 1800

Home Base Showroom

Display 39, 55 Salvado Road, Subiaco

Bayswater Showroom

236 Collier Road, Bayswater

Email reception@waasset.com.au | **Website** www.waasset.com.au